

alula™

Resolution Compatibles

RE229 Glassbreak Honeywell® Compatible



The **RE229 Glassbreak** is a security sensor that detects the sound of breaking glass and sends alarm signals to the security panel.

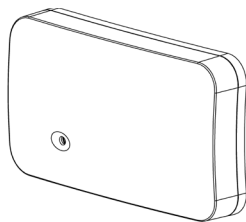
Features

- Variable detection range of up to 20 feet
- Low battery and tamper indication
- VHB™ tape included for easy installation

Enroll by placing the panel into wireless enrollment mode and removing the battery tab. Ensure Loop 1 is selected.

Select sensitivity by adjusting the dipswitch. See table below for sensitivity settings.

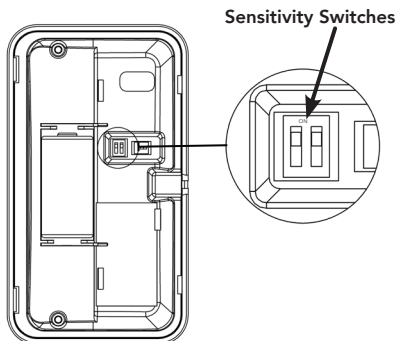
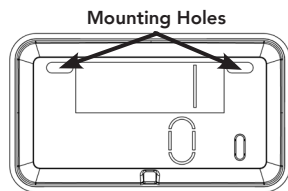
SENSITIVITY	DETECTION RANGE	SWITCH 1	SWITCH 2
MAX	20FT	OFF	OFF
MEDIUM	13FT	OFF	ON
LOW	8FT	ON	OFF
LOWEST	5FT	ON	ON



Select a mounting location at a height of at least 6.5 feet (2m) and no more than 20 feet (6m) from the window you wish to protect. Ensure the sensor has visual line-of-sight to all windows being protected. Use a glassbreak tester to confirm operation before permanently mounting using the mounting screws or VHB tape.

Test the glassbreak to verify operation after enrollment and installation. Note, any glassbreak tester can be used.

1. The sensor is in test mode for 5 minutes after powered. When test mode is active, the LED will flash once per second.
2. Activate the glassbreak tester near the window you wish to protect.
3. If an alarm is detected, the LED will flash rapidly for 2 seconds and an alarm signal will be sent to the panel. If the sensor does not trip, check the sensitivity setting or relocate the sensor and retest.



Use the panel installation guide to verify proper system setup.

Pro Tips

3M™ VHB Tape works great if the surface is properly prepared and firm pressure is applied for over 10 seconds.

Surface Preparation

- Clean the surface
- Ensure the mounting surface temperature is above 50 °F

When sensor detects breaking glass, the LED will turn on for 5 seconds.

Specifications

Physical	
Housing Dimensions	4.1 x 2.3 x 1.0 inches (10.6 x 6.0 x 2.6 centimeters)
Weight with Battery	2.75 ounces (78 grams)
Mounting Fastener	#6 screws, anchors, VHB tape (all provided)
Environmental	
Operating Temperature	32°F to 120°F (0°C to 49°C)
Maximum Humidity	85% non-condensing relative humidity
Sensor Specifications	
Frequency	345 MHz
Replacement Battery	One Panasonic® CR123A
Nominal Battery Life	3.5 years
Battery Voltage	3.0 VDC (Nominal), 2.2 VDC (Low)
Current Draw	30 mA (Maximum), 50 uA (Quiescent)
Transmitted Indications	Low Battery, Tamper, Supervision, Alarm
Certification	
RE229	FCC, IC

Specifications subject to change without notice.

IC NOTICE

This device complies with Industry Canada license-exempt RSS standard(s). Operation is subject to the following two conditions:

- (1) This device may not cause interference, and
- (2) This device must accept any interference, including interference that may cause undesired operation of the device.

Le présent appareil est conforme aux cnr d'Industrie Canada applicables aux appareils radio exempts de licence. L'exploitation est autorisée aux deux conditions suivantes:

- (1) L'appareil ne doit pas produire de brouillage, et
- (2) L'utilisateur de l'appareil doit accepter tout brouillage radioélectrique subi, même si le brouillage est susceptible d'en compromettre le fonctionnement.

IC: 8310A-RE229

FCC NOTICE

This device complies with Part 15 of the FCC rules. Operation is subject to the following two conditions:

- (1) This device may not cause harmful interference.
- (2) This device must accept any interference that may be received, including interference that may cause undesired operation.

Changes or modifications not expressly approved by Alula could void the user's authority to operate this equipment.

FCC ID: U5X-RE229

TRADEMARKS

Alula is a trademark owned by Alula Holdings, LLC. "Honeywell" is a trademark owned by Honeywell International, Inc. Alula products will function with Honeywell systems. However, no Alula product is produced by, endorsed by, or officially associated with Honeywell. Alula recommends verifying proper enrollment and operation, per control panel installation instructions, at installation. 3M and VHB are trademarks owned by 3M Company. Panasonic is a registered trademark owned by Panasonic Corporation.