

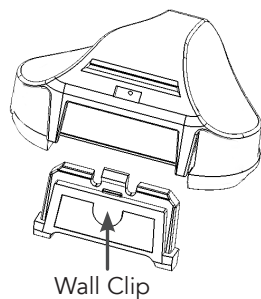
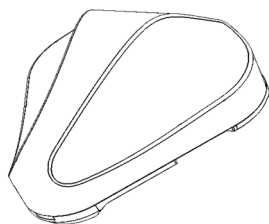
Flood and Temp Sensor is an integrated environmental sensor. It detects flood conditions and reports extreme temperatures.

Features

- Titanium probes for unmatched corrosion immunity
- IP67 rated waterproof enclosure
- GORE® vent to prevent seal failure
- 5 year warranty

Enroll by placing the panel into wireless enrollment mode and removing the battery tabs, tampering the sensor, or manually entering the sensor ID. **NOTE, this sensor requires firmware version 1.14 or later for GC2 Panel and 3.1 or later for CG3.** For older panel firmware versions, use the RE218 Honeywell® Compatible Flood and Temp Sensor.

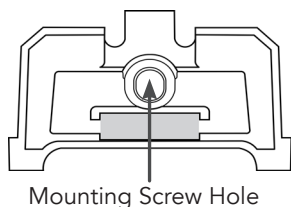
Panel Questions	Flood	Heat	Freeze
Sensor Type	[08] 24 Hour Aux. Alarm	[08] 24 Hour Aux. Alarm	[08] 24 Hour Aux. Alarm
Equipment Type	[8] Water	[10] Temp.	[6] Freeze
Equipment Code	[1065] 2GIG Flood Sensor	[1065] 2GIG Flood Sensor	[1065] 2GIG Flood Sensor
Sensor Age	[0] New	[0] New	[0] New
Loop Number	[1] Flood	[2] Heat	[3] Freeze



Install by placing the sensor in the location requiring flood or temperature detection. If desired, the wall clip can be used to secure the sensor.

Optional Screw Mounting

- Remove the wall clip from the sensor body.
- Secure the clip to a wall, baseboard or cupboard using a #6 screw.
- Slide the sensor body down onto the wall clip until it snaps into place.

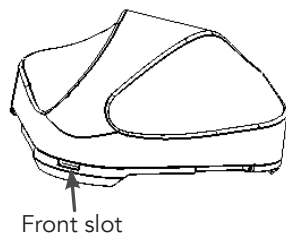


Sensor detects water pooled under the sensor and reports extreme temperature conditions.

Temperature Trip Points

- Heat alarms when over 100°F (38°C)
- Heat restores when under 97°F (36°C)
- Freeze alarms when under 45°F (7°C)
- Freeze restores when over 48°F (9°C)

To replace the batteries, insert a flat blade screwdriver into the front slot and twist. Slide both old batteries out and the new batteries in. To reinstall the cover, align the rear latches and roll the cover forward until it snaps into place.



Verify proper enrollment and operation using your control panel's installation manual.

Pro Tips

The cover can be removed without removing the wall clip.

Both titanium probes must be in the same puddle for the sensor to detect water.

Tamper detection depends on how the sensor is installed.

- Sensor secured to wall: Tamper is indicated when lifted off the clip.
- Sensor NOT secured to wall: Tamper is indicated when the cover is removed.

When changing the batteries replace both with new batteries.

Automatic enrollment signals are sent for loop 1 (Flood) when the battery tabs are removed.

Specifications

Physical	
Housing Dimensions	2.43 x 2.48 x 1.17 inches (6.2 x 6.3 x 3.0 cm)
Weight with Batteries	1.34 ounces (38 grams)
Mounting Fastener	#6 screw (not provided)
Environmental	
Operating Temperature	32°F to 120°F (0°C to 49°C)
Maximum Humidity	85% non-condensing relative humidity
Water Resistance	IP67 rated (Waterproof for over 30 minutes at 1 meter depth)
Sensor Specifications	
Frequency	345 MHz
Replacement Batteries	Two Panasonic CR2032
Nominal Battery Life	10 years
Battery Voltage	3.0 VDC (Nominal) 2.3 VDC (Low)
Current Draw	20 mA (Maximum) 0.5 uA (Quiescent)
Transmitted Indications	Cover Tamper, Wall Tamper, Low Battery, Supervision
Temperature Accuracy	+/- 2°C
Certification	
RE218T	FCC, IC

Specifications subject to change without notice.

WARRANTY

Alula will replace non-portable products that are defective in their first five (5) years.

IC NOTICE

This device complies with Industry Canada license-exempt RSS standard(s). Operation is subject to the following two conditions:

- (1) This device may not cause interference, and
- (2) This device must accept any interference, including interference that may cause undesired operation of the device.

Le présent appareil est conforme aux cnr d'Industrie Canada applicables aux appareils radio exempts de licence. L'exploitation est autorisée aux deux conditions suivantes:

- (1) L'appareil ne doit pas produire de brouillage, et
- (2) L'utilisateur de l'appareil doit accepter tout brouillage radioélectrique subi, même si le brouillage est susceptible d'en compromettre le fonctionnement.

IC: 8310A-RE218

FCC NOTICE

This device complies with Part 15 of the FCC rules. Operation is subject to the following two conditions:

- (1) This device may not cause harmful interference.
- (2) This device must accept any interference that may be received, including interference that may cause undesired operation.

Changes or modifications not expressly approved by Alula could void the user's authority to operate this equipment.

FCC ID: U5X-RE218

TRADEMARKS

Alula is a trademark owned by Alula Holdings, LLC.

"2GIG" and "Honeywell" are trademarks owned by Nortek Security & Control LLC and Honeywell International Inc. respectively.

Alula products will function with 2GIG and Honeywell systems. However, no Alula product is produced by, endorsed by, or is officially associated with Nortek or Honeywell.

Alula recommends verifying proper enrollment and operation, per control panel installation instructions, at installation.

47-0028-05 • RevB • 2018-03-27

Tech Support Line • (888) 88-ALULA • (888) 882-5852

alula.net