

# alula™

Resolution Compatibles

## Door Window Sensor RE101, RE201, RE201T, RE301, RE601



**Door Window Sensor** is a full-featured security transmitter with industry-leading wireless range and battery life. It is typically used to sense opening and closing of doors and windows, but can secure just about anything using its two external contact zones. It will alarm when the magnet is pulled away from the sensor or when an external contact is opened.

### Features

- Industry-leading wireless range and battery life
- One door window zone and two external contact zones
- Secure encrypted wireless transmissions
- 5 year warranty

**Enroll** by placing the panel into wireless enrollment mode and then sending an enrollment signal from the sensor.

#### Enrollment Signal for Reed Switch

- Remove the battery tab and trip tamper to enroll reed switch and External 1

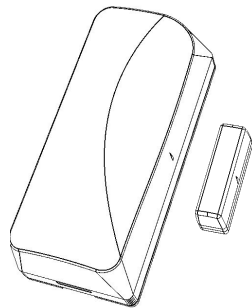
#### Enrollment Signal for External Contact

- External 2 is enrolled by holding down tamper while installing battery

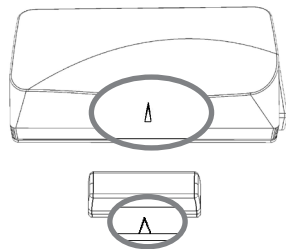
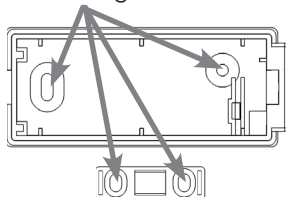
**Install** by mounting the sensor and magnet on a door or window using the mounting screw locations. Make sure to align the alignment marks on the sensor and magnet when mounting. Additionally, the sensor can be used with up to two external contacts.

#### External Contacts

- Use **normally-closed** contacts because the door window sensor will transmit an alarm when it sees an external contact **open**
- Do not use end-of-line resistors
- Wire contact wires to one or both outside terminals, using the center terminal as common
- External 1 takes the place of the reed switch if installed
- External 2 is a different zone with a different ID
  - To enroll, hold down tamper while inserting battery



Mounting Screw Holes



Use the panel installation guide to verify proper system setup.


## Pro Tips

**3M™ VHB™ Tape** works great if the surface is properly prepared and firm pressure is applied for over 10 seconds.

### Surface Preparation

- Clean the surface
- Ensure the mounting surface temperature is above 50 °F

**Wireless performance** is optimized when mounted near the top of the door in a vertical orientation.

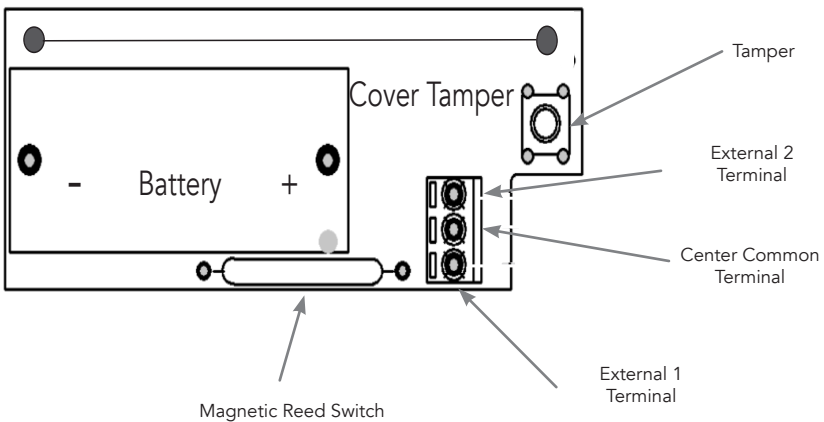


**WRONG**

**OK**

**BEST**

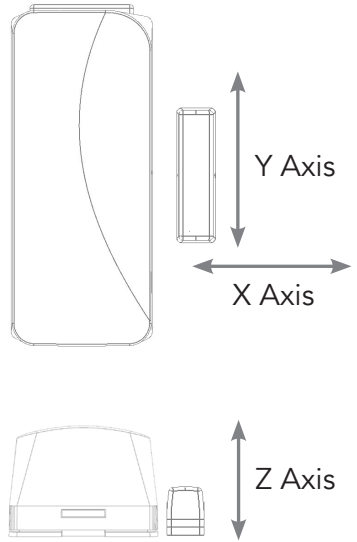
**Wire an external contact** by securing one wire to either the external 1 or external 2 port and the other wire to the common port. If both external contacts are used two wires will be inserted into the common port.



# Magnet Gap Specifications

Non-Ferromagnetic Surface	
Nominal Mounting Distance	1.00 inches (2.5 cm)
X Axis - Make	1.10 inches (2.8 cm)
Break	1.30 inches (3.3 cm)
Y Axis - Make	2.40 inches (6.1 cm)
Break	2.55 inches (6.5 cm)
Z Axis - Make	1.20 inches (3.0 cm)
Break	1.35 inches (3.5 cm)

Ferromagnetic Surface	
Nominal Mounting Distance	0.50 inches (1.2 cm)
X Axis - Make	0.60 inches (1.5 cm)
Break	0.65 inches (1.7 cm)
Y Axis - Make	1.70 inches (4.3 cm)
Break	1.75 inches (4.5 cm)
Z Axis - Make	1.05 inches (2.7 cm)
Break	1.10 inches (2.9 cm)



## Specifications

Physical	
Housing Dimensions	3.25 x 1.40 x 1.05 inches (8.3 x 3.6 x 2.7 cm)
Weight with Battery	1.90 ounces (54 grams)
Mounting Fastener	Four #6 screws (provided)
Environmental	
Operating Temperature	32° to 120 °F (0° to 49 °C)
Maximum Humidity	85% non-condensing relative humidity
Sensor Specifications	
Frequency	319.5 MHz
Replacement Battery	One Panasonic® CR123A
Nominal Battery Life	10 to 15 years
Battery Voltage	3.0 VDC (Nominal), 2.2 VDC (Low)
Current Draw	20 mA (Maximum), 0.6 uA (Quiescent)
Transmitted Indications	Cover Tamper, Low Battery, Supervision
Max Wire Length on External Contacts	7.5 feet
Certification	
RE101	FCC, IC

*Specifications subject to change without notice*

### WARRANTY

Alula will replace non-portable products that are defective in their first five (5) years, and portable products that are defective in their first two (2) years.

### IC NOTICE

This device complies with Industry Canada license-exempt RSS standard(s). Operation is subject to the following two conditions:

- (1) This device may not cause interference, and
- (2) This device must accept any interference, including interference that may cause undesired operation of the device.

Le présent appareil est conforme aux cnr d'Industrie Canada applicables aux appareils radio exempts de licence. L'exploitation est autorisée aux deux conditions suivantes:

- (1) L'appareil ne doit pas produire de brouillage, et
- (2) L'utilisateur de l'appareil doit accepter tout brouillage radioélectrique subi, même si le brouillage est susceptible d'en compromettre le fonctionnement.

IC: 8310A-RE101

### FCC NOTICE

This device complies with Part 15 of the FCC rules. Operation is subject to the following two conditions:

- (1) This device may not cause harmful interference.
- (2) This device must accept any interference that may be received, including interference that may cause undesired operation.

Changes or modifications not expressly approved by Alula could void the user's authority to operate this equipment.

FCC ID: U5X-RE101X

### TRADEMARKS

Alula is a trademark owned by Alula Holdings, LLC.

"Interlogix" is a trademark owned by United Technologies Electronic Controls Inc. Alula products will function with Interlogix systems. However, no Alula product is produced by, endorsed by, or is officially associated with Interlogix. Alula recommends verifying proper enrollment and operation, per control panel installation instructions, at installation.

3M and VHB are trademarks owned by 3M Company.

Panasonic is a trademark owned by Panasonic Corporation.